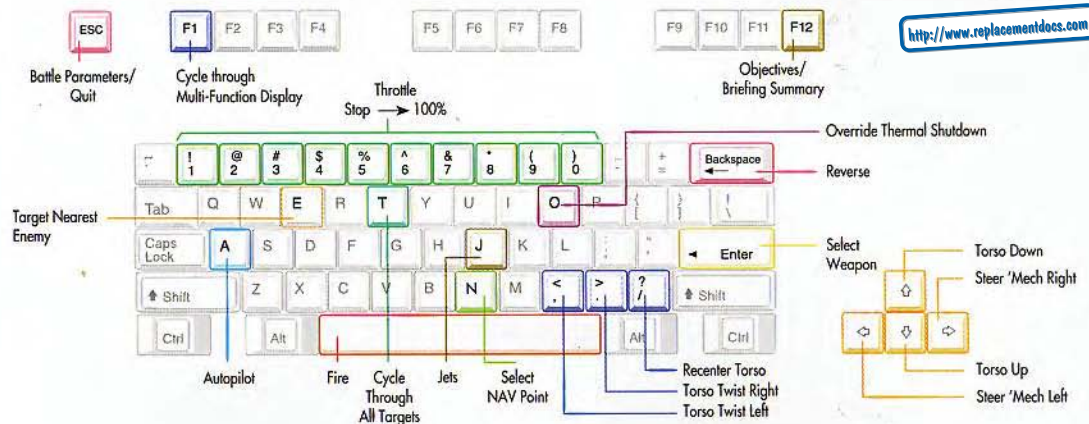


MECHWARRIOR 2 MERCENARIES™

NOVICE KEYBOARD COMMANDS



<http://www.replacementdocs.com>

WEAPONS

Fire	Spacebar
Select Weapon/Group	Enter
Chain-Fire/Group-Fire Toggle	\
Alpha Strike	P
Add Weapon to Group 1-5	Shift+1-5
Fire Group 1, 2, 3	Num Lock, /, * (Keypad)
Fire Current Group	;
Jettison Ammunition	K

TARGETING

Cycle Through All Targets	T
Previous Target	R
Target Nearest Enemy	E
Target Friendly (Lancemate)	F
Target Object Underneath Reticle	Q
Inspect Targeted Object	I
Targeting OFF	Ctrl+T

HUD SYSTEMS

Cycle through Multi-Function Display	F1
--------------------------------------	----

DISPLAYS

Radar Display (Normal/Full Screen/OFF)	F2
Damage Display	F5
HTAL (Head/Torso/Arms/Legs)	
Armor Damage Report	F6
Enable/Disable/Save/HUD	F11
Remove Cockpit	U
Objectives/Briefing Summary	F12

CAMERAS

Target View	F4
Rear View	F7
Down View	F8
Weapon View	F9
Weapon View (Full Screen, After Launch)	F10

'MECH' PILOTING

Direct Throttle (Stop to 100%)	1 to 0
Increase/Decrease Throttle	+/-
Steer Left and Right	← →
Reverse Direction	Backspace
Torso Twist	< and >
Recenter Torso	/
Recenter Legs to Torso	M
Jump Jet (on applicable 'Mechs)	J
Jump Jet Steering and Turning	6-Key "Home" Keypad
Select NAV Point	N
Autopilot ON/OFF	A
MASC ON/OFF	V
Manual Shutdown/Restart	S
Override Automatic Thermal Shutdown	O
Pilot Ejection	Ctrl+Alt+E
Auto-Ejection ON/OFF	Ctrl+E
Self-Destruct	Ctrl+Alt+X

PILOT VIEW CONTROLS

Zoom In	Z
Zoom Out	Shift+Z
Reset Zoom Magnification	Ctrl+Z
Glance Left, Right	Keypad 7, 9
Pilot Eye Control	Ctrl+Arrows
Thermal Optics	L
Satellite Uplink ON/OFF	F3
Radar/Satellite Uplink Zoom In	X
Radar/Satellite Uplink Zoom Out	Shift+X
External Tracking Camera (XTC) ON/OFF	C
External Camera Controls	Ctrl+Arrows

NON-GAME CONTROLS

Options/Battle Parameters	Esc
Snap a Screenshot	Ctrl+P
Abort/Exit Mission	Ctrl+Q



MERCNET™ SPECIFIC

General Chat	Ctrl+F1 or B
Individual Chat	Ctrl+F2, F3, etc.

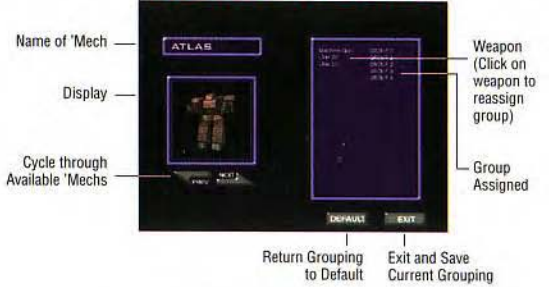
SINGLE PLAYER GAME ONLY

Commanding Lance	Ctrl+F1 or B
Command Unit 1, 2	Ctrl+F2, F3
Pause	Alt+P/Space
Aerospace Attack	Alt+X

COCKPIT VIEW AND 'MECH OPS FACILITY



WEAPONS GROUPING



'MECH FACTORY



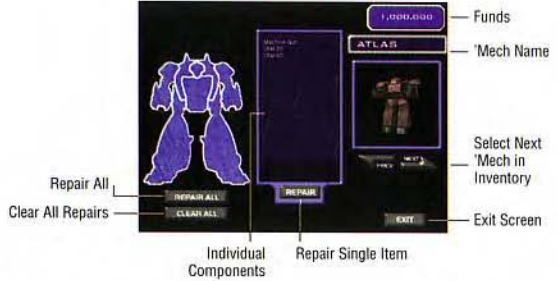
IMPORTANT!

Always keep plenty of ammo and extra weapons for long missions.

Remember to select a contract before boarding DropShip.

Always keep enough C-Bills for repairs in the field.

REPAIR & RELOAD



CUSTOMIZING



ARMS MERCHANT

